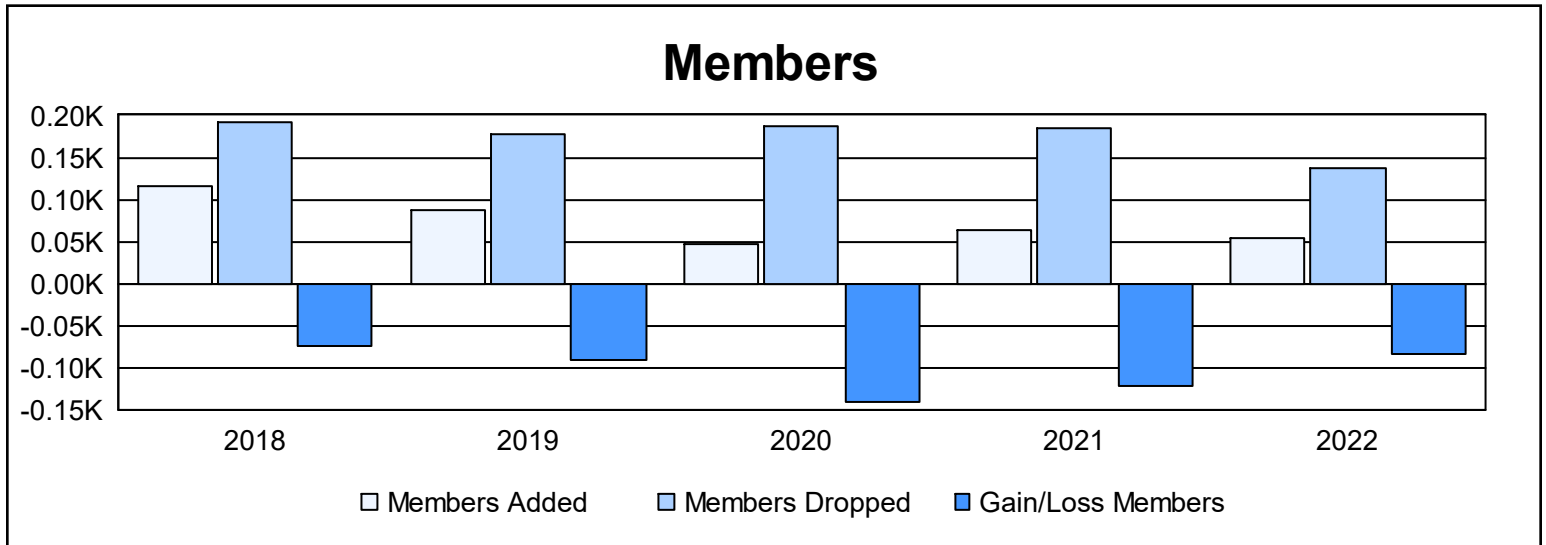
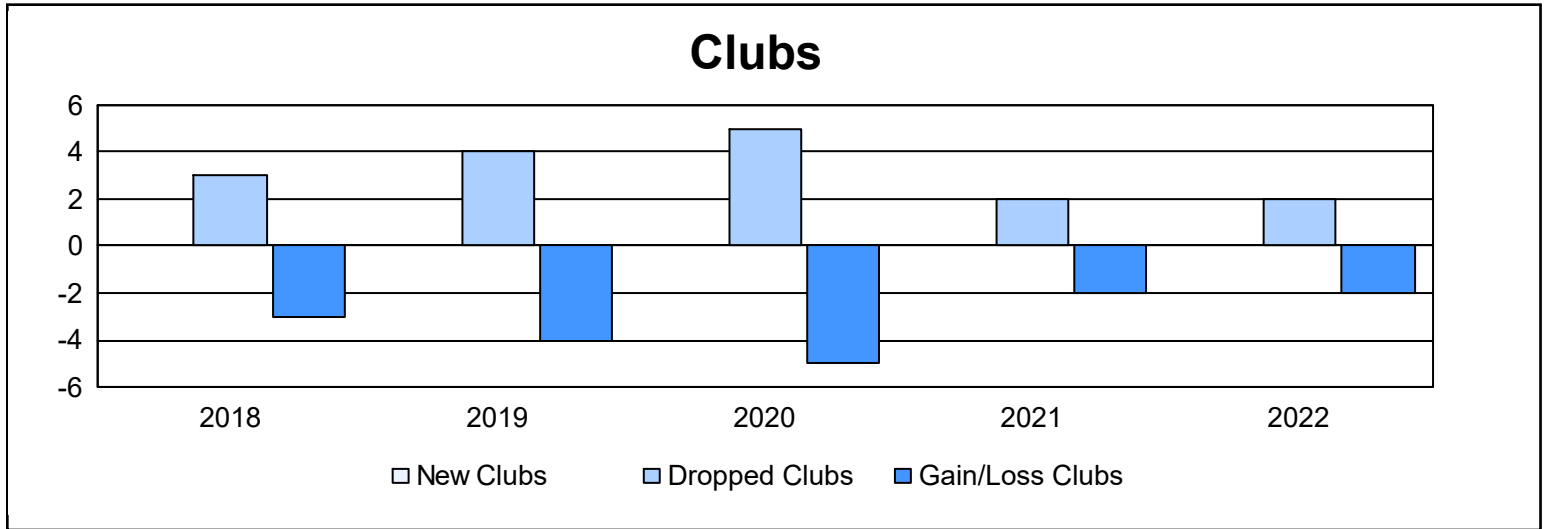
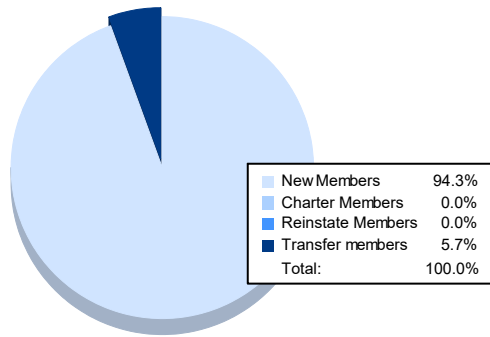


| Year | New Clubs | Dropped Clubs | Gain/ Loss Clubs | New Members | Charter Members | Reinstate Members | Transfer Members | Total Member Added | Total Members Dropped | Gain/ Loss Members |
|----------------|-----------|---------------|------------------|-------------|-----------------|-------------------|------------------|--------------------|-----------------------|--------------------|
| 2017-2018 | 0 | 3 | -3 | 86 | 14 | 1 | 15 | 116 | 191 | -75 |
| 2018-2019 | 0 | 4 | -4 | 66 | 7 | 0 | 14 | 87 | 178 | -91 |
| 2019-2020 | 0 | 5 | -5 | 40 | 1 | 1 | 4 | 46 | 186 | -140 |
| 2020-2021 | 0 | 2 | -2 | 48 | 1 | 1 | 14 | 64 | 185 | -121 |
| 2021-2022 | 0 | 2 | -2 | 50 | 0 | 0 | 3 | 53 | 136 | -83 |
| Average | 0 | 3 | -3 | 58 | 5 | 1 | 10 | 73 | 175 | -102 |



Membership Composition June 2022 Cumulative



Gender Composition June 2022 Cumulative

